

# 2006 Lancaster Chamber Job Fair - Employed

[Export...](#)

[View Detail >>](#)

## Filter Results

To analyze a subset of your data, you can create one or more filters.

[Edit Filter...](#)

**Total:** 299

**Visible:** 111

For more information about organizational or employee engagement surveys, contact Ira S Wolfe at 800.803.4303 or 717.291.4640 or visit [www.super-solutions.com](http://www.super-solutions.com)

### 1. Section 1

1. Please provide your zip code:






	Response Percent	Response Total
17543	3.3%	3
17601	13.3%	12
17602	12.2%	11
17603	28.9%	26
<a href="#">View</a> Other (please specify)	<b>42.2%</b>	<b>38</b>
<b>Total Respondents</b>		<b>90</b>
(filtered out)		147
(skipped this question)		62

2. What is your age:



	Response Percent	Response Total
18 to 21	9%	10
<b>22 to 26</b>	<b>23.4%</b>	<b>26</b>
<b>27 to 35</b>	<b>23.4%</b>	<b>26</b>
36 to 44	16.2%	18
45 to 54	14.4%	16
55 to 64	13.5%	15
65 or older	0%	0
<b>Total Respondents</b>		<b>111</b>
(filtered out)		187
(skipped this question)		1

3. What is your race:








**Response Percent**   **Response Total**

	<b>Caucasian</b> 	<b>67%</b>	<b>73</b>
	Hispanic 	17.4%	19
	Asian 	2.8%	3
	African-American 	11%	12
<a href="#">View</a>	Other (please specify) 	1.8%	2
<b>Total Respondents</b>			<b>109</b>
(filtered out)			<b>187</b>
(skipped this question)			<b>3</b>




4. What is your gender:


	Response Percent	Response Total
<b>Male</b> 	<b>50%</b>	<b>52</b>
<b>Female</b> 	<b>50%</b>	<b>52</b>
<b>Total Respondents</b>		<b>104</b>
(filtered out)		<b>179</b>
(skipped this question)		<b>16</b>

5. Highest level of education


	Response Percent	Response Total	
GED 	6.5%	7	
<b>High School</b> 	<b>29.9%</b>	<b>32</b>	
Tech School 	15%	16	
Associate Degree 	12.1%	13	
4-year college 	26.2%	28	
Post-graduate college 	7.5%	8	
<a href="#">View</a>	Other (please specify) 	2.8%	3
<b>Total Respondents</b>		<b>107</b>	
(filtered out)		<b>183</b>	
(skipped this question)		<b>9</b>	

6. What is your current position (or last position held)?








	Response Percent	Response Total
<b>Hourly</b> 	<b>83.7%</b>	<b>82</b>
Supervisor 	6.1%	6
Middle Management 	8.2%	8

Executive		2%	2
<b>Total Respondents</b>			<b>98</b>
		(filtered out)	131
		(skipped this question)	70





7. I am currently:

		Response Percent	Response Total
<b>Employed</b>		<b>100%</b>	<b>111</b>
Unemployed		0%	0
<b>Total Respondents</b>			<b>111</b>
		(filtered out)	188
		(skipped this question)	0

8. How many hours per week do you currently work?

		Response Percent	Response Total
Less than 10		6%	6
11-20		12%	12
21-30		16%	16
<b>31-40</b>		<b>44%</b>	<b>44</b>
41-50		20%	20
51-60		1%	1
More than 60		1%	1
<b>Total Respondents</b>			<b>100</b>
		(filtered out)	13
		(skipped this question)	186

9. How satisfied are you with your current job?

		Response Percent	Response Total
Extremely satisfied		13.9%	14
Very satisfied		29.7%	30
<b>Somewhat dissatisfied</b>		<b>31.7%</b>	<b>32</b>
Dissatisfied		17.8%	18
Very Dissatisfied		6.9%	7
<b>Total Respondents</b>			<b>101</b>
		(filtered out)	12

(skipped this question) 186

10. How would you rate your current pay?

	Response Percent	Response Total
Extremely satisfied	4%	4
Very satisfied	24.2%	24
<b>Somewhat dissatisfied</b>	<b>39.4%</b>	<b>39</b>
Dissatisfied	19.2%	19
Very Dissatisfied	13.1%	13
<b>Total Respondents</b>		<b>99</b>
(filtered out)		11
(skipped this question)		189

11. How would you rate your current benefits

	Response Percent	Response Total
Extremely satisfied	8.2%	8
<b>Very satisfied</b>	<b>26.8%</b>	<b>26</b>
Somewhat dissatisfied	23.7%	23
Dissatisfied	17.5%	17
Very Dissatisfied	23.7%	23
<b>Total Respondents</b>		<b>97</b>
(filtered out)		11
(skipped this question)		191





12. How satisfied were you with your direct supervisor/manager's ability to manage?

	Response Percent	Response Total
Extremely satisfied	21%	21
<b>Very satisfied</b>	<b>37%</b>	<b>37</b>
Somewhat dissatisfied	24%	24
Dissatisfied	10%	10
Very Dissatisfied	8%	8
<b>Total Respondents</b>		<b>100</b>
(filtered out)		12
(skipped this question)		187

13. The most important benefit I am looking for in my next job is:

	1	2	3	4	5	6	7	8	9	10	Response Average
Better pay	<b>32%</b> (30)	20% (19)	19% (18)	7% (7)	4% (4)	4% (4)	3% (3)	1% (1)	3% (3)	5% (5)	<b>3.19</b>
Health care benefits	9% (8)	<b>25%</b> (23)	20% (18)	13% (12)	3% (3)	8% (7)	4% (4)	4% (4)	7% (6)	8% (7)	<b>4.32</b>
Paid Holiday	2% (2)	1% (1)	6% (5)	8% (7)	9% (8)	12% (11)	<b>21%</b> (19)	18% (16)	14% (13)	9% (8)	<b>6.79</b>
Paid Vacation	1% (1)	3% (3)	4% (4)	10% (9)	10% (9)	13% (12)	<b>20%</b> (18)	15% (13)	17% (15)	6% (5)	<b>6.60</b>
Pension plan	3% (3)	8% (7)	6% (5)	3% (3)	<b>19%</b> (17)	7% (6)	13% (11)	8% (7)	<b>19%</b> (17)	14% (12)	<b>6.49</b>
Employer-sponsored training	2% (2)	3% (3)	3% (3)	2% (2)	13% (11)	<b>22%</b> (19)	10% (9)	18% (16)	7% (6)	18% (16)	<b>6.89</b>
Job security	18% (16)	9% (8)	9% (8)	<b>21%</b> (19)	15% (13)	4% (4)	9% (8)	7% (6)	6% (5)	2% (2)	<b>4.38</b>
Flexibility	8% (7)	6% (5)	7% (6)	11% (10)	7% (6)	16% (14)	9% (8)	<b>17%</b> (15)	8% (7)	12% (11)	<b>6.04</b>
Career advancement	12% (11)	<b>13%</b> (12)	12% (11)	12% (11)	12% (11)	8% (7)	5% (5)	4% (4)	12% (11)	9% (8)	<b>5.00</b>
Respect and recognition from my supervisors	15% (13)	12% (11)	15% (13)	10% (9)	10% (9)	4% (4)	4% (4)	8% (7)	6% (5)	<b>16%</b> (14)	<b>5.03</b>
<b>Total Respondents</b>											<b>96</b>
(filtered out)											156
(skipped this question)											47

14. I would rate my overall job skills as:






	Response Percent	Response Total
Excellent 	26.7%	23
<b>Above average</b> 	<b>51.2%</b>	<b>44</b>
Average 	19.8%	17
Below average	0%	0
Need training 	2.3%	2
<b>Total Respondents</b>		<b>86</b>
(filtered out)		155
(skipped this question)		58

15. Please rate your skill in each of the following areas - 1 = excellent, 3 = average, 5 = poor





	1	2	3	4	5	Response Average
I relate well with a lot of people.	<b>81%</b> (88)	4% (4)	15% (16)	0% (0)	1% (1)	<b>1.37</b>
I can solve large complex problems in a logical and systematic way.	<b>53%</b> (56)	8% (8)	38% (40)	0% (0)	2% (2)	<b>1.91</b>
I find appropriate methods and solutions to a variety of problems.	<b>53%</b> (57)	8% (9)	37% (40)	1% (1)	1% (1)	<b>1.89</b>

I make good decisions in a timely manner with effective results.	<b>59% (63)</b>	10% (11)	29% (31)	0% (0)	2% (2)	<b>1.76</b>
I take responsibility for my own actions and admit my mistakes.	<b>87% (93)</b>	5% (5)	8% (9)	0% (0)	0% (0)	<b>1.21</b>
I always act with the customer first in mind.	<b>82% (88)</b>	7% (8)	10% (11)	0% (0)	0% (0)	<b>1.28</b>
I share my successes in terms of the whole team.	<b>65% (70)</b>	10% (11)	22% (24)	0% (0)	2% (2)	<b>1.63</b>
I can handle stressful situations even when under a lot of pressure.	<b>54% (58)</b>	8% (9)	37% (40)	0% (0)	1% (1)	<b>1.86</b>
I understand business trends and how a business operates and makes money.	39% (42)	12% (13)	<b>42% (45)</b>	1% (1)	6% (6)	<b>2.21</b>
<b>Total Respondents</b>						<b>109</b>
(filtered out)						<b>182</b>
(skipped this question)						<b>8</b>

16. How would you rate your computer skills?

	Response Percent	Response Total
Excellent 	18.2%	20
Above average 	26.4%	29
<b>Average</b> 	<b>39.1%</b>	<b>43</b>
Below average 	4.5%	5
Need training 	11.8%	13
<b>Total Respondents</b>		<b>110</b>
(filtered out)		<b>183</b>
(skipped this question)		<b>6</b>

17. How would you rate your Internet and emailing skills?

	Response Percent	Response Total
Excellent 	27.3%	30
<b>Above average</b> 	<b>30%</b>	<b>33</b>
Average 	26.4%	29
Below average 	4.5%	5
Need training 	11.8%	13
<b>Total Respondents</b>		<b>110</b>
(filtered out)		<b>183</b>
(skipped this question)		<b>6</b>

18. How important is it that the next business you work for has a strong code of ethics?

	Response Percent	Response Total
<b>Very important</b>	<b>48.2%</b>	<b>53</b>
Important	42.7%	47
Somewhat imporant	7.3%	8
Minimal importance	0%	0
Not imporant at all	1.8%	2
<b>Total Respondents</b>		<b>110</b>
	<b>(filtered out)</b>	<b>183</b>
	<b>(skipped this question)</b>	<b>6</b>

19. How likely are you to be working at the same company two years from now?

	Response Percent	Response Total
<b>Very likely</b>	<b>36.7%</b>	<b>40</b>
Likely	26.6%	29
Not sure	20.2%	22
Probably not	9.2%	10
Not very likely	7.3%	8
<b>Total Respondents</b>		<b>109</b>
	<b>(filtered out)</b>	<b>183</b>
	<b>(skipped this question)</b>	<b>7</b>