

2006 Lancaster Chamber Job Fair - All Respondents

Export...

View Detail >>

Filter Results

To analyze a subset of your data, you can create one or more filters.

Add Filter...

Total: 299

Visible: 299

1. Section 1

1. Please provide your zip code:

	Response Percent	Response Total
17543	3%	7
17601	12.7%	30
17602	17.7%	42
17603	26.2%	62
View Other (please specify)	40.5%	96
Total Respondents		237
(skipped this question)		62

2. What is your age:

	Response Percent	Response Total
18 to 21	13.8%	41
22 to 26	18.8%	56
27 to 35	19.1%	57
36 to 44	14.8%	44
45 to 54	18.8%	56
55 to 64	14.4%	43
65 or older	0.3%	1
Total Respondents		298
(skipped this question)		1

3. What is your race:

	Response Percent	Response Total
Caucasian	61.5%	182
Hispanic	18.6%	55

Asian		3%	9
African-American		12.8%	38
Other (please specify)		4.1%	12
		Total Respondents	296
		(skipped this question)	3

4. What is your gender:

		Response Percent	Response Total
Male		43.1%	122
Female		56.9%	161
		Total Respondents	283
		(skipped this question)	16

5. Highest level of education

		Response Percent	Response Total
GED		13.1%	38
High School		37.2%	108
Tech School		12.4%	36
Associate Degree		9.3%	27
4-year college		17.9%	52
Post-graduate college		6.6%	19
Other (please specify)		3.4%	10
		Total Respondents	290
		(skipped this question)	9

6. What is your current position (or last position held)?

		Response Percent	Response Total
Hourly		82.5%	189
Supervisor		6.1%	14
Middle Management		9.2%	21
Executive		2.2%	5
		Total Respondents	229
		(skipped this question)	70

7. I am currently:

	Response Percent	Response Total
Employed	37.1%	111
Unemployed	62.9%	188
Total Respondents		299
(skipped this question)		0

8. How many hours per week do you currently work?

	Response Percent	Response Total
Less than 10	8.8%	10
11-20	10.6%	12
21-30	15.9%	18
31-40	41.6%	47
41-50	20.4%	23
51-60	1.8%	2
More than 60	0.9%	1
Total Respondents		113
(skipped this question)		186

9. How satisfied are you with your current job?

	Response Percent	Response Total
Extremely satisfied	14.2%	16
Very satisfied	31%	35
Somewhat dissatisfied	31%	35
Dissatisfied	17.7%	20
Very Dissatisfied	6.2%	7
Total Respondents		113
(skipped this question)		186

10. How would you rate your current pay?

	Response Percent	Response Total
Extremely satisfied	3.6%	4
Very satisfied	24.5%	27
Somewhat dissatisfied	39.1%	43
Dissatisfied	20.9%	23
Very Dissatisfied	11.8%	13

Total Respondents 110
 (skipped this question) 189

11. How would you rate your current benefits

	Response Percent	Response Total
Extremely satisfied	7.4%	8
Very satisfied	26.9%	29
Somewhat dissatisfied	25%	27
Dissatisfied	18.5%	20
Very Dissatisfied	22.2%	24
Total Respondents	108	108
(skipped this question)		191

12. How satisfied were you with your direct supervisor/manager's ability to manage?





	Response Percent	Response Total
Extremely satisfied	19.6%	22
Very satisfied	39.3%	44
Somewhat dissatisfied	24.1%	27
Dissatisfied	9.8%	11
Very Dissatisfied	7.1%	8
Total Respondents	112	112
(skipped this question)		187

13. The most important benefit I am looking for in my next job is:

	1	2	3	4	5	6	7	8	9	10	Response Average
Better pay	25% (61)	20% (49)	20% (49)	6% (15)	8% (20)	6% (16)	6% (15)	2% (4)	4% (11)	3% (8)	3.54
Health care benefits	13% (32)	24% (57)	15% (37)	11% (26)	5% (11)	8% (20)	8% (19)	4% (10)	5% (13)	7% (17)	4.28
Paid Holiday	2% (4)	1% (2)	7% (16)	8% (19)	9% (22)	16% (39)	20% (49)	17% (42)	11% (26)	9% (22)	6.68
Paid Vacation	1% (2)	4% (10)	4% (9)	8% (19)	13% (30)	10% (23)	19% (45)	16% (39)	21% (49)	5% (13)	6.74
Pension plan	3% (8)	6% (14)	9% (20)	9% (20)	16% (38)	9% (20)	9% (21)	10% (24)	14% (34)	15% (36)	6.34
Employer-sponsored training	3% (6)	4% (10)	6% (14)	6% (13)	10% (23)	19% (44)	12% (27)	14% (32)	9% (21)	18% (43)	6.71
Job security	19% (44)	13% (30)	10% (24)	16% (39)	11% (27)	6% (15)	8% (20)	7% (17)	5% (11)	4% (10)	4.35
Flexibility	9% (20)	8% (18)	8% (19)	10% (24)	11% (25)	10% (24)	7% (16)	18% (42)	8% (19)	12% (28)	5.86

Career advancement	9% (22)	13% (31)	13% (30)	12% (29)	8% (20)	8% (18)	5% (12)	6% (14)	14% (33)	11% (27)	5.34
Respect and recognition from my supervisors	20% (46)	9% (21)	9% (21)	14% (33)	10% (23)	6% (14)	6% (14)	6% (15)	8% (19)	12% (29)	4.94
Total Respondents											252
(skipped this question)											47

14. I would rate my overall job skills as:





		Response Percent	Response Total
Excellent		28.6%	69
Above average		44.8%	108
Average		24.1%	58
Below average		0%	0
Need training		2.5%	6
Total Respondents			241
(skipped this question)			58

15. Please rate your skill in each of the following areas - 1 = excellent, 3 = average, 5 = poor




	1	2	3	4	5	Response Average
I relate well with a lot of people.	79% (231)	4% (11)	16% (48)	0% (0)	0% (1)	1.38
I can solve large complex problems in a logical and systematic way.	47% (134)	6% (16)	46% (131)	0% (1)	1% (4)	2.04
I find appropriate methods and solutions to a variety of problems.	52% (151)	7% (21)	39% (113)	0% (1)	1% (2)	1.90
I make good decisions in a timely manner with effective results.	61% (176)	7% (21)	30% (86)	1% (2)	1% (2)	1.72
I take responsibility for my own actions and admit my mistakes.	87% (250)	3% (8)	10% (28)	0% (1)	0% (0)	1.23
I always act with the customer first in mind.	80% (230)	5% (14)	15% (42)	0% (0)	0% (1)	1.36
I share my successes in terms of the whole team.	65% (187)	7% (20)	27% (76)	0% (1)	1% (2)	1.64
I can handle stressful situations even when under a lot of pressure.	53% (153)	8% (22)	37% (105)	1% (3)	1% (4)	1.90
I understand business trends and how a business operates and makes money.	46% (131)	8% (24)	40% (113)	2% (6)	4% (11)	2.09
Total Respondents						291
(skipped this question)						8

16. How would you rate your computer skills?






		Response Percent	Response Total
Excellent		16%	47

Above average		27.6%	81
Average		41%	120
Below average		4.8%	14
Need training		10.6%	31
		Total Respondents	293
		(skipped this question)	6





17. How would you rate your Internet and emailing skills?

		Response Percent	Response Total
Excellent		25.6%	75
Above average		27%	79
Average		30%	88
Below average		6.8%	20
Need training		10.6%	31
		Total Respondents	293
		(skipped this question)	6

18. How important is it that the next business you work for has a strong code of ethics?

		Response Percent	Response Total
Very important		53.2%	156
Important		36.2%	106
Somewhat imporant		7.2%	21
Minimal importance		1.7%	5
Not imporant at all		1.7%	5
		Total Respondents	293
		(skipped this question)	6

19. How likely are you to be working at the same company two years from now?

		Response Percent	Response Total
Very likely		44.2%	129
Likely		28.1%	82
Not sure		18.2%	53
Probably not		4.1%	12
Not very likely		5.5%	16
		Total Respondents	292

(skipped this question) 7

For more information about organization or employee engagement surveys, contact Ira S Wolfe at 800.803.4303 or 717.291.4640 or visit www.super-solutions.com